

International Snapshot

YE March 2026



\$570 MILLION

VISITOR EXPENDITURE YE MARCH 2026 FROM 255,000 INTERNATIONAL VISITORS

KEY MEASURES

TOTAL VISITORS



255,000
+16%

AVERAGE NIGHTS



17.5
-1.9

AVERAGE SPEND PER TRIP



\$2,232
+9.3%

HOLIDAY



188,000
+16%

VISITING FRIENDS AND RELATIVES



35,000
+38%

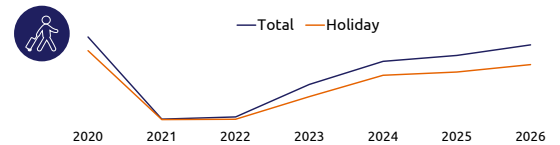
BUSINESS



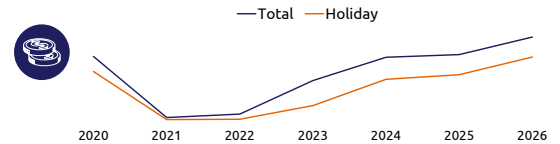
13,000
+16%

| INTERNATIONAL VISITOR NORTHERN TERRITORY SUMMARY YEAR ENDING March | Visitors 2026 | change on 2025 | Holiday 2026 | change on 2025 |
|--|---------------|----------------|--------------|----------------|
| Visitors ('000) | 255 | 16% | 188 | 16% |
| Visitor nights ('000) | 4,467 | 4.9% | 1,915 | 5.9% |
| Expenditure (\$ million) | 570 | 27% | 432 | 40% |
| Average length of stay (nights) | 17.5 | -1.9 | 10.2 | -1.0 |
| Average spend per trip (\$) | 2,232 | 9.3% | 2,298 | 21% |
| Visitor market share (%) | 3.0 | 0.2pp | 4.6 | 0.2pp |

Visitors - YE March



Expenditure - YE March



INTERNATIONAL VISITOR SOURCE MARKETS



UNITED STATES OF AMERICA

VISITORS 42,000 +23%
EXPENDITURE \$104M +57%



JAPAN

VISITORS 13,000 +16%
EXPENDITURE \$18M +18%



UNITED KINGDOM

VISITORS 29,000 +17%
EXPENDITURE \$69M +86%



FRANCE

VISITORS 12,000 +5.8%
EXPENDITURE \$30M +20%



GERMANY

VISITORS 21,000 +13%
EXPENDITURE \$45M +43%



CHINA*

VISITORS 9,000 -28%
EXPENDITURE \$24M -28%



NEW ZEALAND

VISITORS 15,000 -4.6%
EXPENDITURE \$30M +6.9%

- International performance continued to trend positively in YE March 2026, with visitation increasing by 16% to reach 255,000 overnight trips, compared with the same period last year.
- International expenditure rose by 27%, reaching \$570 million in YE March 2026, driven by double-digit growth in spend from visitors travelling for holiday purposes, business or visiting friends and relatives.
- Overall, NT is experiencing a solid recovery in visitation and spend, driven by double-digit growth from USA, UK, Germany and Japan.
- China was the only market that saw a decline in visitation due to less visitors from Hong Kong and Taiwan. Spend also decreased due to the Taiwan market.

* China comprises Mainland China, Taiwan and Hong Kong which have been grouped due to low sample size, treat with caution when interpreting data.

NOTE: Percentage changes in this report are compared to 2025 data, unless otherwise stated. Visitors refer to all purpose visitors, unless otherwise stated.

Data that has been suppressed due to a sample size of less than 40 can cause breaks in the time series.

International Snapshot

YE March 2026

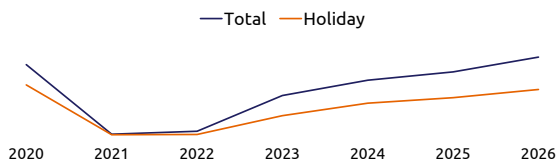
REGIONAL SUMMARY

TOP END

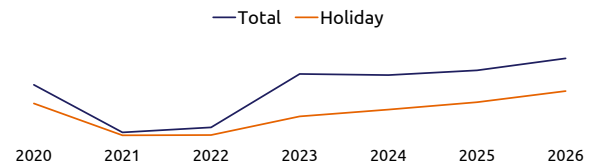
| INTERNATIONAL VISITOR YEAR ENDING March | Visitors | | | Holiday | | |
|--|----------|-------|----------------|---------|-------|----------------|
| | 2026 | 2025 | change on 2025 | 2026 | 2025 | change on 2025 |
| Visitors ('000) | 153 | 124 | 23% | 89 | 73 | 22% |
| Visitor nights ('000) | 3,477 | 3,447 | 0.9% | 1,216 | 1,278 | -4.8% |
| Expenditure (\$ million) | 292 | 247 | 18% | 168 | 126 | 33% |
| Average length of stay (nights) | 22.7 | 27.8 | -5.1 | 13.6 | 17.5 | -3.9 |
| Average spend per trip (\$) | 1,908 | 1,994 | -4.3% | 1,887 | 1,727 | 9.3% |
| Visitor market share (%) | 1.8 | 1.6 | 0.2pp | 2.2 | 1.9 | 0.2pp |
| Visitor market share of the NT (%) | 59.9 | 56.5 | 3.4pp | 47.4 | 38.8 | 8.6pp |



Visitors - YE March



Expenditure - YE March

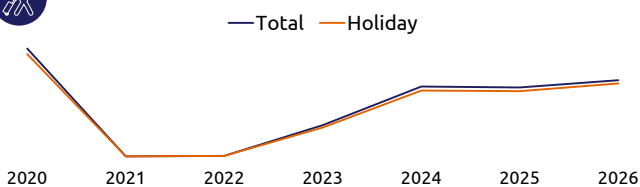


CENTRAL AUSTRALIA

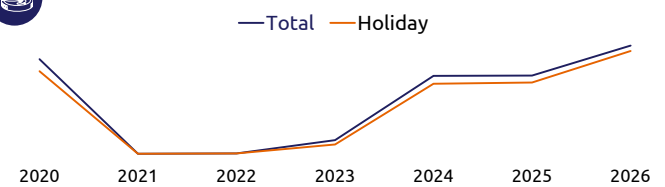
| INTERNATIONAL VISITOR YEAR ENDING March | Visitors | | | Holiday | | |
|--|----------|-------|----------------|---------|-------|----------------|
| | 2026 | 2025 | change on 2025 | 2026 | 2025 | change on 2025 |
| Visitors ('000) | 130 | 118 | 10% | 125 | 112 | 12% |
| Visitor nights ('000) | 988 | 798 | 24% | 700 | 530 | 32% |
| Expenditure (\$ million) | 278 | 201 | 39% | 264 | 183 | 44% |
| Average length of stay (nights) | 7.6 | 6.8 | 0.8 | 5.6 | 4.7 | 0.9 |
| Average spend per trip (\$) | 2,134 | 1,698 | 26% | 2,113 | 1,640 | 29% |
| Visitor market share (%) | 1.5 | 1.5 | 0.0pp | 3.0 | 3.0 | 0.1pp |
| Visitor market share of the NT (%) | 51.1 | 53.9 | -2.8pp | 66.4 | 68.8 | -2.4pp |



Visitors - YE March



Expenditure - YE March



International Snapshot YE March 2026



INTERNATIONAL HOLIDAY SOURCE MARKETS - VISITORS

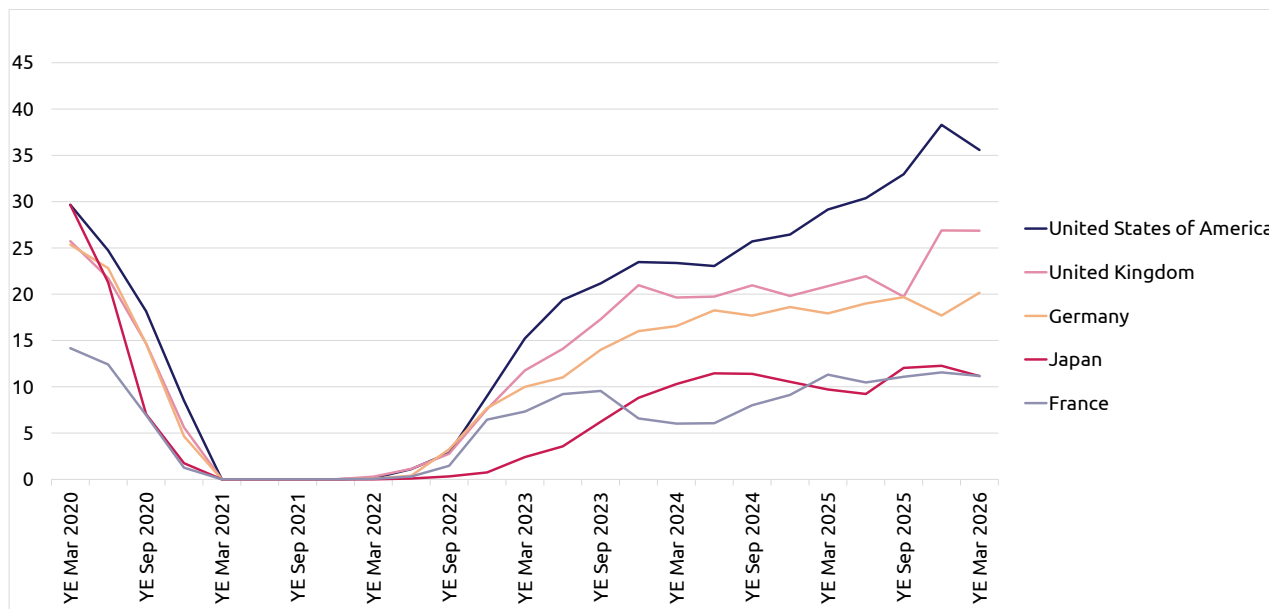
| INTERNATIONAL HOLIDAY VISITORS ('000) YEAR ENDING March | NORTHERN TERRITORY | | | | AUSTRALIA | | | |
|---|--------------------|------------|------------|----------------|-----------|--------------|--------------|----------------|
| | Rank | 2026 | 2025 | change on 2025 | Rank | 2026 | 2025 | change on 2025 |
| United States of America | 1 | 36 | 29 | 22% | 3 | 409 | 384 | 6.6% |
| United Kingdom | 2 | 27 | 21 | 29% | 4 | 401 | 326 | 23% |
| Germany | 3 | 20 | 18 | 12% | 8 | 123 | 115 | 6.5% |
| France | 4 | 11 | 11 | -1.2% | 11 | 96 | 79 | 22% |
| Japan | 5 | 11 | 10 | 15% | 6 | 268 | 246 | 9.3% |
| New Zealand* | 6 | np | np | np | 2 | 519 | 513 | 1.3% |
| China* | 7 | np | np | np | 1 | 735 | 605 | 22% |
| Other Europe** | | 36 | 30 | 21% | | 343 | 306 | 12% |
| Other Asia*** | | 19 | 13 | 44% | | 975 | 960 | 1.5% |
| Other Countries**** | | 11 | 9 | 26% | | 260 | 232 | 12% |
| Total | | 188 | 162 | 16% | | 4,131 | 3,766 | 10% |

* Northern Territory data for China (including Mainland China, Taiwan and Hong Kong) and New Zealand are not publishable due to low sample size

** Other Europe includes European countries not included above ***Other Asia includes Asian countries not included above

****Other Countries includes all other countries not included above

INTERNATIONAL HOLIDAY VISITOR TREND BY SOURCE MARKET



Disclaimer: The Northern Territory of Australia exercised due care and skill to ensure that at the time of publication the information contained in this publication is true and correct. However, it is not intended to be relied on as professional advice or used for commercial purposes. The Territory gives no warranty or assurances as to the accuracy of the information contained in the publication and to the maximum extent permitted by law accepts no direct or indirect liability for reliance on its content.